

Covid-19 Student Impact Survey

Are you an Intentional or Domestic student?

(Please cross one)

- Domestic
 International

What is your degree program?

(Please cross one)

- Bachelors
 Masters
 Doctoral

What is your department?


Which months were you restricted from research site access due to COVID?

Rank the stresses caused by COVID related shutdown

Please cross one in each line

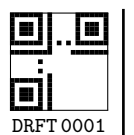
1 2 3 4 5

- | | | | | | |
|--------------------------------|-----------------------|-----------------------|-----------------------|-----------------------|-----------------------|
| Financial | <input type="radio"/> | <input type="radio"/> | <input type="radio"/> | <input type="radio"/> | <input type="radio"/> |
| Delay to Graduation | <input type="radio"/> | <input type="radio"/> | <input type="radio"/> | <input type="radio"/> | <input type="radio"/> |
| Delay in coursework/research | <input type="radio"/> | <input type="radio"/> | <input type="radio"/> | <input type="radio"/> | <input type="radio"/> |
| Social isolation/Mental health | <input type="radio"/> | <input type="radio"/> | <input type="radio"/> | <input type="radio"/> | <input type="radio"/> |
| Accessibility | <input type="radio"/> | <input type="radio"/> | <input type="radio"/> | <input type="radio"/> | <input type="radio"/> |



To respond or

papersurvey.io



Did the COVID shutdown impede your ability to collect data/research (includes access to resource materials such as libraries)? *(Please cross one)*

- Yes
- No
- Unsure

How many months did COVID related research disruptions add to your anticipated program completion? *(Please cross one)*

- 0
- 1-3
- 3-6
- 6+


How will your courses in the upcoming Fall 2021 semester be conducted? *(Please cross one)*

- Online
- In person
- Mixed
- I have not been informed yet

If your courses are online, how do you feel your learning experience will be impacted? *(Please cross one)*


- Positively
- Negatively
- No Significant difference

Other



To respond or

papersurvey.io



Do you feel you lost access to essential University provided services due to campus shutdown? *(Please cross one)*

Yes

No

Other

If yes, which ones?

(Please cross one)

Libraries

Social

Health Services

Athletic Centers


Other

Do you feel that the University has provided adequate support during the shutdown? *(Please cross one)*

Yes

No

How can the university and the administration better support you?



To respond or

papersurvey.io

